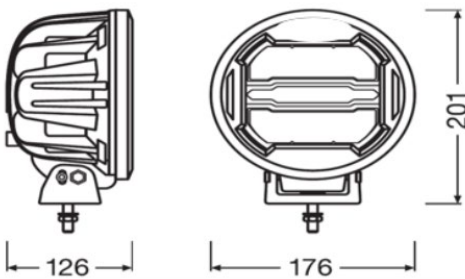



Product details

Multifunctional (Variant 1)



Features

- › Fully ECE compliant auxiliary high beam and position light ECE R112/R7
- › Light range: up to 300m
- › Combo beam (CB) pattern: improved far & near field illumination
- › Robust & Resistant: Shatter proof polycarbonate lens to endure heavy duty application
- › Over and under voltage protection
- › Integrated driver and thermal management system
- › Long-life high-performance LEDs

Legal information

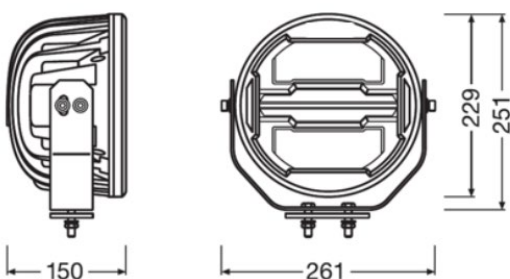
- › Driving lights must be installed in pairs for 12 V/24 V vehicles

Fields of application

- › 4x4
- › ATV
- › Commercial / construction vehicles
- › Agriculture
- › Caravans

* Driving Lights not DOT approved

Multifunctional (Variant 2)



Features

- › Fully ECE compliant auxiliary high beam and position light ECE R112/R7
- › Light range: up to 350m
- › Combo beam pattern: improved far & near field illumination
- › Robust & Resistant: Shatter proof polycarbonate lens to endure heavy duty application
- › Over and under voltage protection
- › Integrated driver and thermal management system
- › Long-life high-performance LEDs

Legal information

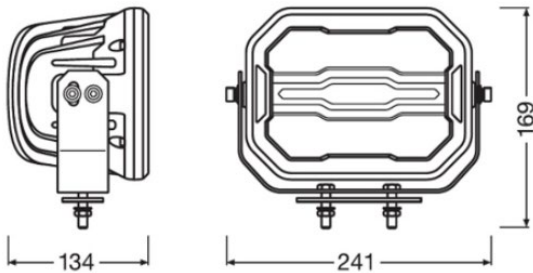

- › Driving lights must be installed in pairs for 12 V/24 V vehicles

Fields of application

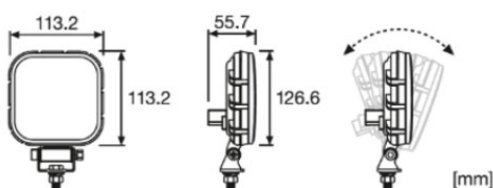
- › 4x4
- › ATV
- › Commercial / construction vehicles
- › Agriculture
- › Caravans
- › Cars

* Driving Lights not DOT approved

Multifunctional (Variant 3)



Reversing (Variant 1)



Product details

Features

- › Fully ECE compliant auxiliary high beam and position light ECE R112/R7
- › Light range: up to 430m
- › Combo beam pattern: improved far & near field illumination
- › Robust & Resistant: Shatter proof polycarbonate lens to endure heavy duty application
- › Over and under voltage protection
- › Integrated driver and thermal management system
- › Long-life high-performance LEDs

Legal information

- › Driving lights must be installed in pairs for 12 V/24 V vehicles

Fields of application

- › 4x4
- › ATV
- › Commercial / construction vehicles
- › Agriculture
- › Caravans
- › Cars

* Driving Lights not DOT approved

Features

- › Fully ECE compliant reversing light function (ECE R23)
- › Improved rear view: Up to 36m light beam with 45° beam angle
- › Light weight design: Thermal plastic housing with unbreakable polycarbonate lens
- › Integrated driver and thermal management system for a superior lifetime
- › 13 high performance LEDs

Legal information

- › Driving lights must be installed in pairs for 12 V/24 V vehicles
- › The maximum amount of reversing lights on a car or truck must not exceed 2

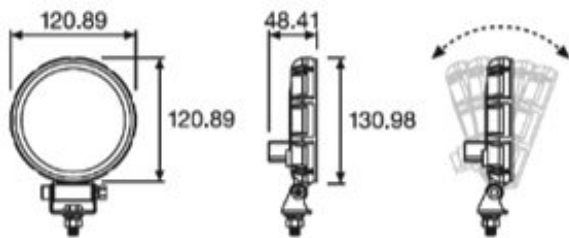
Fields of application

- › Trucks & Cars
- › ATV
- › Commercial / construction vehicles
- › Agriculture
- › Caravans

* Driving Lights not DOT approved

Product details

Reversing (Variant 2)



Features

- › Fully ECE compliant reversing light function (ECE R23)
- › Improved rear view: Up to 36m light beam with 45° beam angle
- › Light weight design: Thermal plastic housing with unbreakable polycarbonate lens
- › Integrated driver and thermal management system for a superior lifetime
- › 14 high performance LEDs

Legal information

- › Driving lights must be installed in pairs for 12 V / 24 V vehicles
- › The maximum amount of reversing lights on a car or truck must not exceed 2

Fields of application

- › Trucks & Cars
- › ATV
- › Commercial / construction vehicles
- › Agriculture
- › Caravans

* Driving Lights not DOT approved